

CARACTERÍSTICAS TÉCNICAS | Technical Characteristics

MATERIAL
TRAT. SUPERFÍCIE
COLOCAÇÃO
PESO APROX.

Betão c/ armadura em aço inox
Hidrofugado
Semi-enterrado
Aprox. 515 Kg

MATERIAL
SURFACE TREAT.
FIXING
WEIGHT

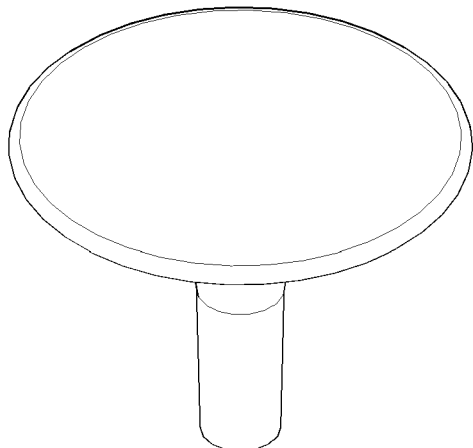
Concrete with stainless steel frame
Waterproof
Set under pavement level
Approximate 515 Kg



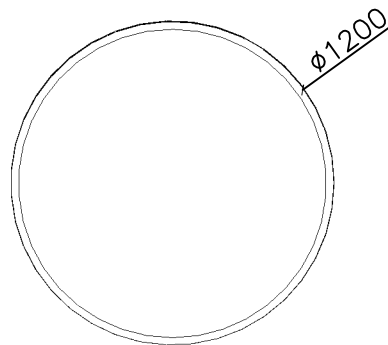
DESIGN *Pedrita*

Dimensões (mm)

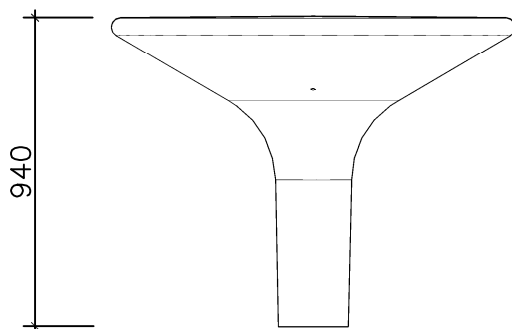
DESENHO TÉCNICO | Technical Drawing



MODELAÇÃO
Modeling

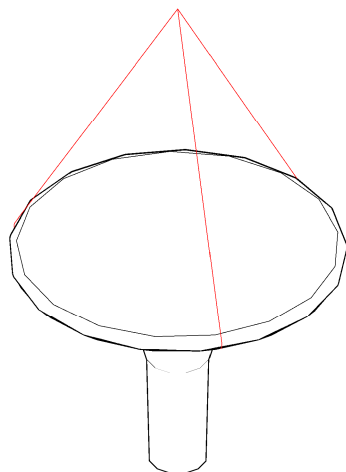


PLANTA
TopView

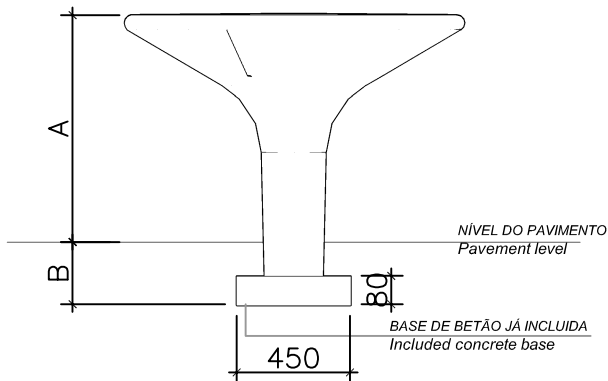


ALÇADO LATERAL
Side View

SUSPENSÃO E APLICAÇÃO | Suspension and Application



	A (mm)	B (mm)
CRIANÇA Child	600 mm	420 mm
ADULTO Adult	700 mm	320 mm
CADEIRA DE RODAS Wheel-chair	800 mm	220 mm



SUSPENSÃO EXECUTADA COM RECURSO A 3 CASQUILHOS DE SUSPENSÃO LOCALIZADOS NA PAREDE DO ELEMENTO. ÂNGULO DE TRACÇÃO >60°
Suspension with 3 stainless steel threaded anchor, located in the wall of the concrete element. Traccion angle > 60°

AMP.019/00 EDIÇÃO 0 DATA: 24/05/11

AMOP
CONCEPT

APARTADO 38 3754-906 AGUADA DE BAIXO ÁGUEDA - PORTUGAL
TEL 234667957 FAX 234666908
geral@grupoamop.com www.grupoamop.com

MESA - LINHA AMOPLAY

REF.^a - 03018

FT.03018.V1 Folha | Page 1-1